




EVANS  
TAYLOR  
FOSTER  
CHILDRESS  
ARCHITECTS

343 North Main Street  
Memphis TN 38103



#### **ADDENDUM NO. 4**

**March 14, 2024**

#### **FIRE STATION # 1**

*City of Marion  
Marion, AR 72364*

*ETFC ARCHITECTS  
207 WEST BOND  
WEST MEMPHIS, AR 72301*

The following changes, clarifications, additions or deletions shall be made a part of the Contract Documents.

#### **ITEM NO. 1**

Reference Questions, Can utility connection fees be waived since the project is a City owned project?; The city is willing to waive the water/sewer connection fee but the City has no authority to waive for electric, gas, or fiber.

#### **ITEM NO. 2**

Reference Project Manual, Revised Bid Form (Addendum No. 1), Alternate No. 1; If this alternate is approved, the sprinkler piping shall run below the ceiling line.

#### **ITEM NO. 3**

Reference Project Manual, Section 07 4110, Metal Wall Panels; For clarification for the SP-2 panels: For SP-2 panels, use 22ga. at all exterior locations and 26ga. at all interior locations. All panels labeled "RED PANEL" will be red. All other panels will be medium gray. Final standard color selections will be made by the architect via physical samples during submittal review.

**ITEM NO. 4**

Reference Project Manual, Section 093110, Porcelain Floor Tile; Paragraph 2.01 A.9., Adhesive;  
b. change product line from Latapoxy 300 to Laticrete LHT Plus or equal.

**ITEM NO. 5**

Reference Project Manual, Section 10 5300, Protective Covers, Canopy finish shall be clear anodized as noted in paragraph 2.03 A.

**ITEM NO. 6**

Reference Drawings, sheet C-2.0, paragraph No. 6; The Owner shall be responsible for removing all items from the construction area that will be salvaged prior to the start of construction.

**ITEM NO. 7**

Reference Drawings, sheet L1.1, fire extinguishers; Fire extinguishers shall be surface mounted.

**ITEM NO. 8**

Reference Drawings, A3.1, A3.2, A4.1, Mapes Industries canopy at front of entry; Delete canopy from the project. The two type "N" light fixtures shown under the canopy shall now be installed at the 12'-0" soffit height similar to the other type "N" fixtures.

**ITEM NO. 9**

Reference Drawings, sheet A5.3, Detail 5/A5.3; See attached sheet revised date 3-13-24 to clarify new sheathing, blocking, z-channels, weather barrier, rigid insulation and wall panel.

**END OF ADDENDUM**


3/13/2024 1:54:55 PM  
C:\Users\mshihonen\Documents\22207 - Marion Fire No.1 - Central.mshihonen.rvt

This drawing is copyrighted by ETFC.  
The use of this drawing for any  
purpose other than the construction  
of the project named hereon is strictly  
prohibited. Do not copy or reproduce  
in whole or in part without written  
permission.  
ALL RIGHTS RESERVED.

Revisions:	
ADDENDUM #3	03.07.24
ADDENDUM #4	03.11.24

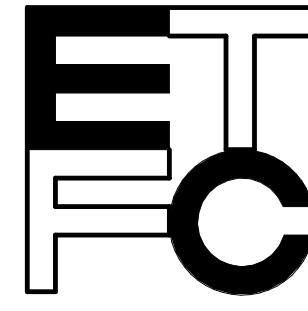
Consultants:  
...

Marion Fire Station No.1  
364 East Military Road  
Marion, Arkansas 72364  
for  
**Marion Fire Department**



Architecture ■ Interior Design ■ Planning

343 North Main Street  
Memphis, Tennessee 38103  
Telephone: 901.525.5344  
ETFC-ARCH.COM



Evans Taylor Foster Childress ■ Architects

PLAN DETAILS

Drawing Number:

**A5.3**

Date: September 29, 2023 Project Number: 22207

5  
1 1/2" = 1'-0" ENLARGED PLAN

4  
1 1/2" = 1'-0" ENLARGED PLAN

3  
1 1/2" = 1'-0" ENLARGED PLAN

2  
1 1/2" = 1'-0" ENLARGED PLAN

1  
1 1/2" = 1'-0" ENLARGED PLAN